

BACHEM HALF-YEAR REPORT 2021

BACHEM

Bachem is a leading, innovation-driven company specializing in the development and manufacture of peptides and oligonucleotides. The company, which has 50 years of experience and expertise, provides products for research, clinical development, and commercial application to pharmaceutical and biotechnology companies worldwide and offers a comprehensive range of services. Bachem operates internationally with headquarters in Switzerland and locations in Europe, the US and Asia. The company is listed on the SIX Swiss Exchange. For further information, see www.bachem.com.

LEADING PARTNER IN TIDES

BACHEM CELEBRATES FIFTY YEARS OF COMPANY HISTORY. FROM PETER GROGG'S BUSINESS IDEA IN THE 1970S TO THE WORLD'S LEADING COMPANY IN THE DEVELOPMENT AND PRODUCTION OF PEPTIDES AND OLIGONUCLEOTIDES. A SUCCESS STORY BASED ON COURAGE, INNOVATION, QUALITY, PARTNERSHIP, AND UNIQUE PEOPLE.

**STRONG GROWTH
IN THE FIRST HALF
OF 2021**

**PROFITABILITY
CONTINUES
TO IMPROVE**

**SUSTAINED DEMAND
FOR BACHEM'S
EXPERTISE**

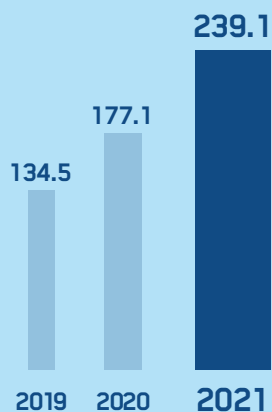
**DEVELOPMENT
OF OLIGONUCLE-
OTIDE BUSINESS
PROCEEDING
AS PLANNED**

**CAPACITY EXPAN-
SION ADVANCING**

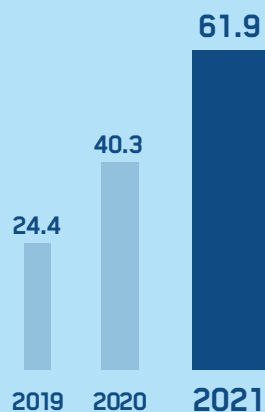
**ON A SUSTAINABLE
PATH FOR THE
FULL YEAR AND
BEYOND**

FIRST HALF-YEAR 2021 IN BRIEF

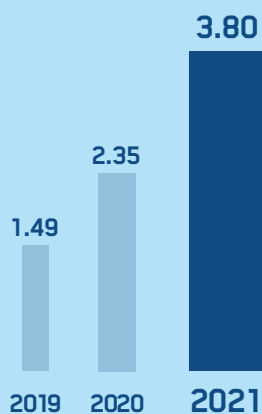
SALES (IN CHF MILLION)



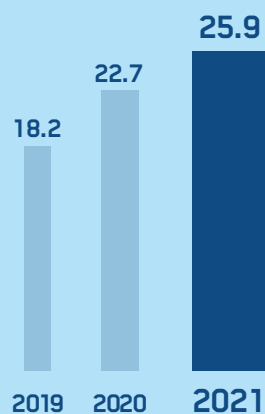
EBIT (IN CHF MILLION)



EARNINGS PER SHARE (IN CHF)



EBIT MARGIN (IN %)



CONTENT

Comment and Outlook
2–4

Jubilee
5

Consolidated Interim
Financial Statements
6–12

Consolidated Income Statement
6

Consolidated Balance Sheet
7

Consolidated Cash Flow
Statement
8

Consolidated Statement
of Changes in Equity
9

Selected Explanatory Notes
to the Consolidated Interim
Financial Statements
10–12

Financial Calendar
13

	2021	2020	CHANGES IN	
			CHF	LC
SALES (IN CHF MILLION)	239.1	177.1	+35.0%	+39.5%
EBITDA (IN CHF MILLION)	75.5	53.0	+42.5%	+52.4%
EBITDA MARGIN	31.6%	29.9%		
EBIT (IN CHF MILLION)	61.9	40.3	+53.9%	+66.6%
EBIT MARGIN	25.9%	22.7%		
NET INCOME (IN CHF MILLION)	53.1	32.8	+61.8%	
NET INCOME MARGIN	22.2%	18.5%		
EARNINGS PER SHARE (IN CHF)	3.80	2.35	+61.8%	
CASH FLOW FROM OPERATING ACTIVITIES (IN CHF MILLION)	59.8	58.7	+1.8%	
NUMBER OF EMPLOYEES (IN FULL-TIME EQUIVALENTS)	1 580	1 475 ¹		

¹ Value as per December 31, 2020

In a dynamic environment, Bachem can report strong, broad-based growth in the first half of 2021. Expansion of capacities is advancing thanks to technology leadership, team spirit, and steadfast discipline, creating the foundation for an ongoing profitable and sustainable growth trajectory and the necessary investments.

Sales

The Bachem Group (SIX: BANB) generated sales of CHF 239.1 million in the first half of 2021, an increase of CHF 62.0 million (+35.0%) over the prior year period. In local currencies (LC), sales grew by 39.5%. The main driver continues to be broad-based demand for Bachem's expertise in peptides along the entire value chain of pharmaceutical and biotech customers. Development of the oligonucleotide business is also advancing. Growth was registered across all product categories and sales regions.

Profit

High capacity utilization, a favorable product mix, and ongoing technical and organizational improvements led to increased profitability. Operating income before depreciation and amortization (EBITDA) increased in the first half of 2021 by 42.5% to CHF 75.5 million (52.4% in LC) while operating income (EBIT) increased by 53.9% to CHF 61.9 million (66.6% in LC). This represents a rise in the EBITDA margin to 31.6% (first half-year 2020: 29.9%) and in the EBIT margin to 25.9% (first half-year 2020: 22.7%). Net income increased by 61.8% to CHF 53.1 million (22.2% of sales, compared to 18.5% in the prior year period).

Cost structure

The company's operating expenses continue to benefit from economies of scale and a favorable product mix. Marketing and sales costs came to CHF 8.5 million (first half-year 2020: CHF 7.8 million), declining from 4.4% to 3.6% of sales. Notably, due to the pandemic, only few travel expenses were incurred during the first half of 2021. General administrative costs at CHF 8.1 million (first half-year 2020: CHF 7.1 million) also fell as a share of sales, from 4.0% to 3.4%. Research and development costs at CHF 1.9 million held steady as a share of sales compared to the previous year. Bachem aims to keep expenses, especially sales and administrative costs, stable in order to help increase margins.

Income taxes came to CHF 9.5 million, resulting in a consolidated tax rate of 15.2% (first half-year 2020: CHF 6.5 million, i.e. 16.6%). The Swiss tax reform process concluded in the second half of 2020 in all of the Swiss cantons of relevance for Bachem had a positive impact on the tax rate for the period under review.

Investments and jobs

Market demand for peptide and oligonucleotide products and services remains undiminished. To further exploit this growth potential, Bachem is investing over CHF 500 million over the coming five years to 2026. The first half of 2021 alone saw investments of CHF 50.6 million, mainly in the construction and expansion of new production capacity. The workforce has grown, with 107 new jobs added in the first half of 2021. As of June 30, 2021, Bachem had 1636 employees (1580 full-time equivalents).

Oligonucleotide expansion

The expansion of the oligonucleotide business is proceeding according to plan. This includes a broadening of commercial activities as well as the development of new production capacity. Additional oligonucleotide production facilities are scheduled to come onstream at the Bubendorf location by the end of 2021. In the medium term, Bachem is targeting annual sales of CHF 100 million in this area and a market position among the top three oligonucleotide contract development and manufacturing organizations (CDMOs).

Growth by product category

In the Commercial API category (commercial NCEs, commercial generics), growth was driven by deliveries both for established drugs and for recently approved ones. This category accounts for 62.0% of all sales, growing 35.8% (in LC: 40.3%) to a total of CHF 148.2 million.

The CMC Development category (NCEs in clinical development) generated 28.6% of sales. New projects were added to the pipeline, and further projects are nearing approval and market entry milestones. Overall sales for this product group came to CHF 68.3 million, an increase of 30.7% (in LC: 35.1%).

The Research & Specialties category (the catalog business and amino acid derivatives along with peptides for diagnostic and cosmetic applications and formulations) also saw strong growth. Here, demand for cosmetic applications and formulation products, among others, drove 43.7% growth (in LC: 48.1%) to a volume of CHF 22.6 million or 9.4% of total sales.

Growth by regions

Growth in the first half of 2021 was broad-based, with increases in both sales regions. Business expanded by 41.3% in the Europe/Asia region and 29.5% in the North America region (in LC Europe/Asia: +42.2%, North America +36.9%), bringing growth rates between the regions into closer alignment than in the past.

Cash flow

Cash flow from operating activities in the first half of 2021 was CHF 59.8 million (first half-year 2020: CHF 58.7 million). Net working capital increased by CHF 8.9 million, mainly due to higher inventories in the amount of CHF 16.7 million to ensure production and product deliveries for Bachem's growth. Cash in the amount of CHF 54.5 million (first half-year 2020: CHF 28.6 million) was used during the period under review for ongoing investments and in the course of capacity expansion, financed out of operating cash flow.

Gross dividends of CHF 45.5 million were distributed, of which CHF 20.5 million were paid out and CHF 25.0 million remained as a loan from the related party Ingro Finanz AG. The balance of cash and cash equivalents on June 30, 2021 was CHF 20.0 million (December 31, 2020: CHF 23.5 million).

Equity and liabilities

The equity ratio on June 30, 2021 remained stable at 63.4% (December 31, 2020: 66.9%). The reduction was mainly attributable to the dividend distribution and higher loan liabilities. Liabilities in the form of loans from banks and related parties increased by CHF 37.7 million to CHF 145.0 million during the period under review.

Outlook

Based on developments during the year to date, Bachem now expects sales of CHF 500 million in 2021. Bachem anticipates average annual growth of about 15% for the coming five years. For operating income (EBIT), we are aiming for percentage growth above that of sales. Investments of over CHF 500 million are planned for the next five years to expand capacity across all locations and business lines.

STRATEGIC FOUNDATIONS

People and culture

The foundation of Bachem's success are motivated, highly qualified employees and a corporate culture based on partnership and team spirit – both within the company and in our relationships with customers. Everyday life at Bachem is characterized by a passion for technology and innovation and a solution-driven, hands-on mentality. Every day we give our best so that customers can deliver medical solutions and new treatment methods to patients.

Innovation and technology

Technology leadership and innovative capacity have been hallmarks of Bachem's success story from the very beginning. Bachem sets industry-wide standards in its area of expertise. We are constantly working to enhance processes and production technology along the entire value chain through improvements small and large. In doing so, we are building on a culture that welcomes new ideas and change.

Sustainability

Through our products and services, we are making an important contribution to society by enabling medical progress together with our customers. Responsibility for employees, society, and the environment are part of Bachem's DNA. Ethical conduct and integrity are non-negotiable at Bachem. They are fundamental prerequisites for entrepreneurial action.

Customer focus and service

It is important to us that Bachem's customers have a thoroughly positive experience, whoever they are and wherever in the world they may be. We offer products and services of the highest quality and stand for trusting, long-term partnerships. Customers appreciate our knowledge, our experience, and our expertise, from development and production of peptides and oligonucleotides to processing of complex approval documentation.

Excellence and quality

A dynamic market requires a clear commitment to growth and investment – not least of all from Bachem as market leader. The pharmaceutical and biotech industry demands strict production standards and impeccable quality, and we hold fast to this commitment at Bachem. Since our founding, quality has been a matter of the deep conviction for us.

JUBILEE

Bachem celebrated its fiftieth anniversary on June 16, 2021.

Bachem was founded in 1971 by entrepreneur Peter Grogg, who continued to manage the company until 1997 and who is Honorary Chairman of the Board of Directors today.

The company's first laboratory was located above a carpenter's workshop in Liestal. In 1977, with eight employees, Bachem moved to Bubendorf where the company is still headquartered today. A year later, Bachem first produced peptides under GMP (Good Manufacturing Practice) guidelines, required for use in approved drugs.

In 1984, Bachem began training apprentices in its own lab, a practice that continues to this day. Bachem has been listed on the stock exchange since 1998.

The first subsidiary in the United States was founded in 1987, and in 1996 the company Bachem California in Torrance, California, was acquired. In 2001, Bachem acquired Sochinaz SA in Vionnaz, Canton Valais. Since 2018 the company has also had a presence in Asia.

What was once a tiny laboratory has become an enterprise employing over 1 600 people at six locations worldwide. Bachem has grown into the world's leading company in the development and production of peptides. Just in the five years since 2015 Bachem's sales and workforce have both doubled. The development of the oligonucleotide business now adds another pillar.

50 YEARS BACHEM

Bachem's portfolio makes the company a major supplier to the global pharmaceutical and biotech industries, delivering products and services for applications ranging from molecules in the early stages of research to established, high-volume drugs and generics.

Originally to take place on-site, the anniversary celebration for employees was instead held as a virtual event due to the COVID-19 pandemic, with a digital "photo booth," a live quiz on Bachem history, and greetings from customers around the world. Over 1 200 team members from California, Britain, Switzerland, and Japan took part.

CONSOLIDATED INCOME STATEMENT

(Unaudited)

in CHF 1000	Notes	First half-year 2021	First half-year 2020
Sales	5	239 141	177 140
Cost of goods sold		- 159 071	- 121 068
Gross profit		80 070	56 072
Other income		448	449
Marketing and sales costs		- 8 547	- 7 795
Research and development costs		- 1 879	- 1 352
General administrative costs		- 8 143	- 7 114
Operating income (EBIT)	5	61 949	40 260
Financial income	6	957	11
Financial expenses	7	- 247	- 903
Ordinary income before taxes		62 659	39 368
Income taxes		- 9 537	- 6 536
Net income¹		53 122	32 832
Earnings per share (CHF)²		3.80	2.35

¹ The net income is completely attributable to the equity holders of the parent.

² There are no options or similar that have a dilutive effect.

The notes on pages 10 to 12 are an integral part of the consolidated interim financial statements.

CONSOLIDATED BALANCE SHEET

(Unaudited)

in CHF 1000	Notes	June 30, 2021	Dec. 31, 2020
Assets			
Cash and cash equivalents		19 960	23 496
Trade receivables		75 562	76 337
Other current receivables		3 413	4 404
Prepaid expenses and accrued income		4 375	2 802
Current income tax assets		1 138	196
Inventories		264 012	245 238
Total current assets		368 460	352 473
Property, plant and equipment		382 095	340 292
Intangible assets		12 868	13 384
Assets from employer contribution reserve		320	320
Deferred tax assets		5 207	4 415
Total non-current assets		400 490	358 411
Total assets		768 950	710 884
Liabilities and equity			
Trade payables		22 044	25 526
Other current liabilities		27 415	33 877
Accrued expenses and deferred income		40 377	26 899
Current income tax liabilities		5 968	3 778
Current financial liabilities	8	145 163	47 409
Total current liabilities		240 967	137 489
Non-current financial liabilities	8	625	60 142
Deferred tax liabilities		39 580	37 539
Total non-current liabilities		40 205	97 681
Total liabilities		281 172	235 170
Share capital		700	700
Retained earnings		490 575	460 268
Share premium		36 406	59 312
Own shares		- 1 169	- 1 002
Cumulative translation differences		- 38 734	- 43 564
Total capital and reserves attributable to the equity holders of the company		487 778	475 714
Total liabilities and equity		768 950	710 884

The notes on pages 10 to 12 are an integral part of the consolidated interim financial statements.

CONSOLIDATED CASH FLOW STATEMENT

(Unaudited)

in CHF 1000	Notes	First half-year 2021	First half-year 2020
Cash flow from operating activities			
Net income		53 122	32 832
Adjustments for:			
Income taxes		9 537	6 536
Depreciation and amortization		13 526	12 715
Financial income	6	- 957	- 11
Financial expenses	7	247	903
Share based payments		502	488
Loss on sale/scrapping of property, plant and equipment		3	12
Income taxes paid		- 7 287	- 3 264
Other non-cash items		0	- 370
Cash flow from operating activities before changes in net working capital		68 693	49 841
Change in trade receivables		2 280	11 640
Change in other current receivables, prepaid expenses and accrued income		- 474	- 1 499
Change in inventories		- 16 736	- 20 830
Change in trade payables		- 3 654	- 3 800
Change in other current liabilities, accrued expenses and deferred income		9 686	23 359
Cash flow from operating activities		59 795	58 711
Cash flow from investing activities			
Investments in property, plant and equipment		- 53 508	- 26 614
Investments in intangible assets		- 1 020	- 1 961
Other financial payments and proceeds		- 68	- 119
Cash flow from investing activities		- 54 596	- 28 694
Cash flow from financing activities			
Dividends paid	4	- 20 490	- 41 998
Increase in financial liabilities		35 000	54 300
Repayment of financial liabilities		- 22 419	- 46 863
Additions of own shares		- 898	0
Interest paid		- 222	- 237
Cash from financing activities		- 9 029	- 34 798
Net effect of currency translation on cash and cash equivalents		294	- 137
Net change in cash and cash equivalents		- 3 536	- 4 918
Cash and cash equivalents at the beginning of the year		23 496	21 431
Cash and cash equivalents at the end of the half-year		19 960	16 513
Net change in cash and cash equivalents		- 3 536	- 4 918

The notes on pages 10 to 12 are an integral part of the consolidated interim financial statements.

CONSOLIDATED STATEMENT OF CHANGES IN EQUITY

(Unaudited)

2021 in CHF 1 000	Notes	Share capital	Retained earnings	Share premium	Own shares	Cumulative translation differences	Total
Balance at January 1		700	460 268	59 312	- 1 002	- 43 564	475 714
Net income according to income statement			53 122				53 122
Dividends	4		- 22 815	- 22 675			- 45 490
Transactions with own shares (net of tax)				- 35	- 865		- 900
Share based payments				- 196	698		502
Cumulative translation differences						4 830	4 830
Balance at June 30		700	490 575	36 406	- 1 169	- 38 734	487 778

2020 in CHF 1 000	Notes	Share capital	Retained earnings	Share premium	Own shares	Cumulative translation differences	Total
Balance at January 1		700	403 205	79 039	- 1	- 35 125	447 818
Net income according to income statement			32 832				32 832
Dividends	4		- 20 999	- 20 999			- 41 998
Transactions with own shares (net of tax)				- 11			- 11
Share based payments				488	1		489
Cumulative translation differences						- 2 232	- 2 232
Balance at June 30		700	415 038	58 517	0	- 37 357	436 898

Goodwill in the amount of CHF 1 352 thousand is offset in retained earnings.

The notes on pages 10 to 12 are an integral part of the consolidated interim financial statements.

SELECTED EXPLANATORY NOTES TO THE CONSOLIDATED INTERIM FINANCIAL STATEMENTS

1 Accounting policies

Principles of consolidation

These consolidated interim financial statements comprise the unaudited consolidated financial statements of Bachem Holding AG, a company registered in Switzerland, and its subsidiaries for the six-month period ended June 30, 2021.

The consolidated interim financial statements were prepared in accordance with Swiss GAAP FER 31 “Complementary recommendation for listed public companies.” These consolidated interim financial statements do not include all the information and disclosures contained in the annual consolidated financial statements and should therefore be read in conjunction with the consolidated financial statements for the year ended December 31, 2020, which were prepared in accordance with the Swiss Accounting and Reporting Recommendations (Swiss GAAP FER).

Changes in accounting policies

For the reporting year 2021, no changes in accounting policies became effective. The accounting policies used are consistent with those used in the annual consolidated financial statements 2020.

Approval of the interim financial statements

The consolidated interim financial statements were approved for issue by the Board of Directors of Bachem Holding AG on August 19, 2021.

2 Foreign exchange rates

in CHF	Income statement average rates		Balance sheet period-end rates	
	First half-year 2021	First half-year 2020	June 30, 2021	Dec. 31, 2020
USD	0.91	0.97	0.92	0.88
EUR	1.09	1.06	1.10	1.08
GBP	1.26	1.22	1.28	1.20
JPY (100)	0.84	0.89	0.83	0.86

3 Seasonality

The operating income is subject to fluctuations having no seasonal origin.

4 Dividend distribution

On May 4, 2021, a dividend of CHF 45.5 million, respectively CHF 3.25 per share was distributed for the year 2020 (previous year: CHF 42.0 million, respectively CHF 3.00 per share). Of the total dividend in the amount of CHF 45.5 million (previous year: CHF 42.0 million), CHF 20.5 million (previous year: CHF 42.0 million) were paid out and CHF 25.0 million remained as a loan from the related party Ingro Finanz AG.

5 Segment information

The presented values are based on the same valuation principles according to Swiss GAAP FER as used for the whole interim financial statements.

in CHF 1000	Europe/ Asia	North America	Total segments	Corporate and eliminations	Consolidated values
Sales information first half-year 2021					
Sales third parties	116 933	122 208	239 141	0	239 141
Sales intersegment	63 445	3 509	66 954	- 66 954	0
Total sales	180 378	125 717	306 095	- 66 954	239 141
Income information first half-year 2021					
Operating income (EBIT)	48 062	16 894	64 956	- 3 007 ¹	61 949
Other information first half-year 2021					
Additions in property, plant and equipment and intangible assets	43 799	7 462	51 261	0	51 261
Depreciation and amortization	- 11 238	- 2 282	- 13 520	- 6	- 13 526
Total assets	609 959	176 720	786 679	- 17 729 ²	768 950
Total liabilities	361 999	69 975	431 974	- 150 802 ³	281 172

¹ The amount consists of the operating income from corporate activities of CHF -3.5 million and of eliminations in the value of CHF 0.5 million.

² The amount consists of corporate assets as for example cash and cash equivalents and loans to Group companies in the total of CHF 287.4 million and of eliminations in the value of CHF -305.1 million.

³ The amount consists of corporate liabilities of CHF 151.4 million and of eliminations in the value of CHF -302.2 million.

in CHF 1000	Europe/ Asia	North America	Total segments	Corporate and eliminations	Consolidated values
Sales information first half-year 2020					
Sales third parties	82 771	94 369	177 140	0	177 140
Sales intersegment	47 584	2 850	50 434	- 50 434	0
Total sales	130 355	97 219	227 574	- 50 434	177 140
Income information first half-year 2020					
Operating income (EBIT)	32 868	9 677	42 545	- 2 285 ¹	40 260
Other information first half-year 2020					
Additions in property, plant and equipment and intangible assets	20 197	4 971	25 168	0	25 168
Depreciation and amortization	- 10 674	- 2 035	- 12 709	- 6	- 12 715
Total assets	518 603	162 693	681 296	- 17 504 ²	663 792
Total liabilities	285 241	75 779	361 020	- 134 126 ³	226 894

¹ The amount consists of the operating income from corporate activities of CHF -2.9 million and of eliminations in the value of CHF 0.6 million.

² The amount consists of corporate assets as for example cash and cash equivalents and loans to Group companies in the total of CHF 236.4 million and of eliminations in the value of CHF -253.9 million.

³ The amount consists of corporate liabilities of CHF 116.2 million and of eliminations in the value of CHF -250.3 million.

6 Financial income

in CHF 1000	First half-year 2021	First half-year 2020
Other financial income	4	11
Foreign exchange result	953	0
Total financial income	957	11

7 Financial expenses

in CHF 1000	First half-year 2021	First half-year 2020
Interest expenses	- 176	- 183
Other financial expenses	- 71	- 119
Foreign exchange result	0	- 601
Total financial expenses	- 247	- 903

8 Financial liabilities

As of June 30, 2021, Bachem's financial liabilities consist of loans from the related party Ingro Finanz AG in the amount of CHF 60.0 million (December 31, 2020: CHF 25.0 million), bank loans in the amount of CHF 85.0 million (December 31, 2020: CHF 82.3 million) and finance lease liabilities in the amount of CHF 0.8 million (December 31, 2020: CHF 0.3 million).

The loans from the related party and the bank loans were provided as unsecured business loans in CHF and bear an average interest of 0.3% p.a. The loans from the related party are partly perpetual, but can be canceled at any time. The bank loans have remaining durations between 1 and 11 months and the finance leases between 0.5 and 4.5 years.

9 Contingent liabilities and other commitments

There are no material contingent liabilities or other commitments at the balance sheet date.

10 Events after the balance sheet date

There have been no material events after the balance sheet date.

Financial Calendar

Annual Report 2021

March 18, 2022

Annual General Meeting

(business year 2021)

April 27, 2022

Half-Year Report 2022

August 25, 2022

Forward-looking statements

Forward-looking statements contained herein are qualified in their entirety and are of only limited validity. Investors are cautioned that all forward-looking statements involve risks and uncertainty. There are certain factors that could cause results to differ materially from those anticipated. This includes as well the timing and strength of new product offerings, pricing strategies of competitors, the Group's ability to continue to receive adequate products from its vendors on acceptable terms, or at all, and to continue to obtain sufficient financing to meet its liquidity needs, and changes in the political, social and regulatory framework in which the Group operates, or in economic or technological trends or conditions, including currency fluctuations, inflation and consumer confidence, on a global, regional or national basis.

Imprint

Publisher

Bachem Holding AG,
Bubendorf, Switzerland

Conception/Design

hilda design matters, Zurich

Prepress/Print

Linkgroup AG, Zurich

This Half-Year Report
is printed on FSC-certified
paper and is published in
German and English.
The German language
version is binding.



Switzerland

Investor Relations
Bachem Holding AG
Alain Schaffter
Chief Financial Officer
Hauptstrasse 144
4416 Bubendorf
Switzerland
Tel +41 58 595 2021
Fax +41 58 595 2043
ir@bachem.com
www.bachem.com

Bachem Holding AG
Bachem AG
Hauptstrasse 144
4416 Bubendorf
Switzerland
Tel +41 58 595 2021
Fax +41 58 595 2041
sales.ch@bachem.com

Bachem SA
Succursale Vionnaz
Route du Simplon 22
1895 Vionnaz
Switzerland
Tel +41 58 595 3990
Fax +41 58 595 3991
info.bvi@bachem.com

Great Britain

Bachem (UK) Ltd.
Delph Court
Sullivans Way, St. Helens
Merseyside WA9 5GL
England
Tel +44 1744 61 2108
Fax +44 1744 73 0064
sales.uk@bachem.com

Japan

Bachem Japan K.K.
Ueno Bldg, 8F
1-9-10 Nihonbashi-Hori-
dome cho, Chuo-ku
Tokyo 103-0012
Japan
Tel +81 3 6661 0774
sales.jp@bachem.com

USA

Bachem Americas, Inc.
3132 Kashiwa Street
Torrance, CA 90505
USA
Tel +1 310 539 4171
Fax +1 310 539 9428
US toll-free number:
1-888-4-BACHEM
sales.us@bachem.com

Bachem Americas, Inc.
1271 Avenida Chelsea
Vista, CA 92081
USA
Tel +1 310 539 4171
Fax +1 310 539 9428
US toll-free number:
1-888-4-BACHEM
sales.us@bachem.com